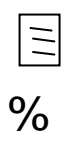







SCORER

Up Your

Learning

	SCORER is a strategy that helps you do better on tests and quizzes by assisting you to use your knowledge and test time more effectively to obtain the highest mark possible.	SCORER	What is SCORER?
	Tests and quizzes give you the opportunity to respond to questions with information that you know. Your mark on a test gives you feedback in two areas: 1. How much you know about the questions on the test (content). 2. How effectively you can write tests (test taking skills).		Test marks represent?
	Learning the content of your course is done by reading ahead, previewing material, listening effectively in class, making quality notes to review from (Notes-4-Learning), using summary sheets, making up practice tests, using cards, reviewing assignments, daily review and other strategies.		How can I learn the content?
	Writing tests more effectively is done by using the strategy SCORER . To Remember its steps, you only need to think of the mnemonic SCORER which is made from the first letter of each of the steps.	SCORER	How do I remember SCORER?
S	Schedule your time as you scan over the whole test. Scan the whole test, find total marks and divide by time. Use 5 minutes to pre-read (scan) the test and another 5 minutes for reviewing at the end.		S stands for?
C	Clue words. Words that are critical to what's being asked. For example; explain, factor, solve, compare and contrast all have special meaning on tests.	<i>Compare Contrast</i>	C stands for?
O	Omit hard questions. Do easy questions first then harder ones. Mark the harder ones and jot down any ideas beside the question that may help when you return to it.		O stands for?
R	Read the questions and directions carefully. Understand the question before you answer it. Words such as: from largest to smallest, how old in ten years, and discuss with examples are specific questions that need to be answered in a special way.		R stands for?
E	Estimate your answers. Gives you a number or idea to work towards. For example, ages usually between zero and a hundred, a question asking for the probability of an event occurring must be between 0 and 1.		E stands for?
R	Review the test. Make sure each question is answered. If you don't know an answer, put down what you know. In multiple choice eliminate the "no good" answers and choose from what's left. Check over the bubble sheet. Make sure your name is on the test and make an estimate of your mark.		R stands for?
	Practice SCORER before you have a test. <i>When you get an assignment, set aside time and do it as you would a test. Follow all the steps of SCORER. Each time you use SCORER you will get better and you will be able to use SCORER it in test situations to your advantage.</i>		How can I practice SCORER?

SCORER

Up Your

Learning

<i>better tests to get the highest possible mark for you.</i>		
---	--	--